


How to Use This Chair Functions Guide

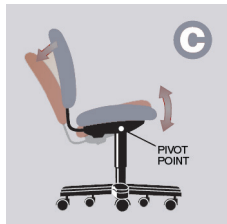
Use this guide to help you find the perfect fit for your office seating needs. While browsing through pages 104 - 128 you will see each chair has a series of letters under the description that corresponds to this seating guide. You spend a lot of time in your office chair, so why not make it as comfortable as possible.



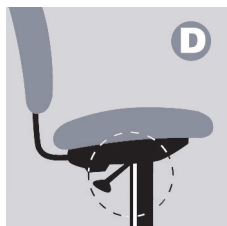
A **Pneumatic Seat Height**
Adjusts "up and down" seat height relative to the floor.



B **360-Degree Swivel**
Allows seat "rotation" in a full circle.




C **Swivel/Tilt Control**
Places the "pivot point directly above the base center" and allows the user to lean back in a seated position.



D **Tilt-Lock**
"Locks seat and back" in an upright position.



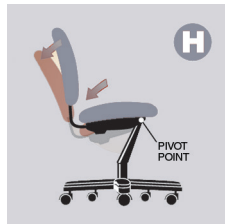
E **Tilt-Tension**
Allows user to adjust "resistance" with which chair reclines or tilts.




F **Back Lock**
Allows user to select and "lock a particular back angle."



G **Mid-Point Control**
Allows user to recline at a more natural angle than the traditional tilt control. "Pivot point of chair is positioned slightly forward" toward the front of the seat.



H **Knee-Tilt Control**
Allows user to fully recline while keeping feet comfortably on the floor. "Pivot point is placed near the front of the seat."



I **Synchronous Control**
Automatically "adjusts seat and back angle while maintaining a 2:1 recline ratio", providing optimum back support and minimal seat rise.



J **Articulating Seat & Back**
"Adjusts seat & back angle independently" with a single lever.



K **Adjustable Seat & Back**
Allows user to "adjust and lock seat and back angle" of chair independently of each other.



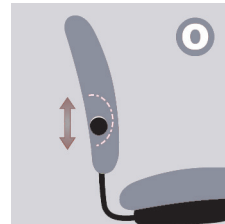
L **Back Height Adjustment**
Allows user to "adjust back up and down" for proper positioning of lumbar.




M **High Performance Control**
Includes "swivel/tilt with tension control, independently adjustable seat and back angle with infinite lock (any position) and forward pitch control."



N **Back Depth Adjustment**
Allows user to "adjust back in and out" for additional seat depth.



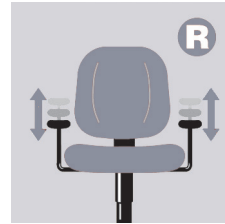
O **Lumbar Adjustment**
Allows user to "custom fit chair by adjusting lumbar" for optimum support and comfort.



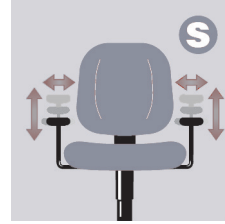
P **Forward Seat Tilt**
Allows user to "tilt seat forward" for optimum comfort while doing intensive forward oriented tasks.



Q **Sliding Seat**
Allows seat to move "forward and back" or to be locked in a desired position.



R **Height-Adjustable Arms**
Allows user to "adjust arms up and down" within a set range to accommodate a variety of tasks.



S **Height/Width Adj. Arms**
Allows user to "adjust arms up and down, or in and out" within a set range to accommodate a variety of tasks.



Soft Wheel Casters for hard surfaced floors. Available for most chairs.
SOFTCASTERS
List \$27 per set